

# NEW DELHI-DWARKA

## SUPER - DELUXE PENT HOUSE



ENTRANCE LOBBY	5'9" X 8'9"
DRAWING ROOM	10'10" X 16'5"
DINING ROOM	16'5" X 11'2"
KITCHEN	10'10" X 8'4"
BED ROOM -I	15'0" X 11'2"
DRESS	8'1" X 5'9"
TOILET -I	6'1" X 5'7"
BED ROOM -II	8'10" X 10'0"
TOILET -II	6'5" X 5'0"
BALCONY -I	5'11" X 4'10"
BALCONY -II	5'0" X 3'5"
VERANDAH	15'5" X 5'3"
OPEN TERRACE	27'9" X 7'0"

LOWER FLOOR PLAN



KEY PLAN

# NEW DELHI-DWARKA

## SUPER - DELUXE PENT HOUSE



MASTER BED ROOM 1(a)	10'10" X 16'9"
MASTER BED ROOM 1(b)	4'6" X 8'0"
DRESS	7'9" X 9'6"
TOILET	6'6" X 8'6"
STUDY /PANTRY	10'6" X 8'4"
STAIRCASE/ (a)	15'9" X 5'3"
PASSAGE	
STAIRCASE/ (b)	4'5" X 2'10"
PASSAGE	
STAIRCASE/ (c)	3'0" X 12'7"
PASSAGE	
BALCONY -I	11'6" X 3'1 1/2"
BALCONY -II	8'0" X 3'6"
TERRACE GARDEN	380 Sq Ft.

### UPPER FLOOR PLAN

SUPER AREA = 2243 SQ. FT. (INCLUDING L.F. & U.F.)

# NEW DELHI-DWARKA

## DELUXE PENT HOUSE



ENTRANCE LOBBY	5'3" X 3'11"
DRAWING ROOM	10'10" X 16'5"
DINING ROOM	3'8" X 11'8"
KITCHEN	10'6" X 8'0"
BED ROOM -I	13'10" X 10'4"
TOILET -I	5'4" X 7'4"
BED ROOM -II (a)	9'2" X 10'7"
BED ROOM -II (b)	3'4" X 3'11"
TOILET -II	4'11" X 7'5"
BALCONY -I	9'6" X 3'11"
BALCONY -II	8'0" X 3'6"
VERANDAH	12'9" X 4'9"
OPEN TERRACE	24'4" X 5'8"

LOWER FLOOR PLAN



KEY PLAN

# NEW DELHI-DWARKA

## DELUXE PENT HOUSE



MASTER BED ROOM	11'3" X 16'5"
DRESS	4'11" X 8'8"
TOILET	7'6" X 7'5"
STUDY / PANTRY	10'6" X 8'4"
STAIRCASE / (a)	12'9" X 4'9"
PASSAGE	
STAIRCASE/ (b)	3'0" X 14'9"
PASSAGE	
BALCONY -I	11'2" X 3'1½"
BALCONY -II	8'0" X 3'6"
TERRACE GARDEN	260 Sq.ft .

### UPPER FLOOR PLAN

SUPER AREA = 1979 SQ. FT. (INCLUDING L.F. &U.F.)

# NEW DELHI-DWARKA


## SUPER DELUXE APARTMENT



ENTRANCE LOBBY	8'9" X 8'9"
DRAWING ROOM	10'10" X 16'8"
DINING ROOM	11'0" X 11'2"
KITCHEN	11'0" X 8'4"
BED ROOM - I	15'9" X 11'10"
DRESS	6'1" X 6'9"
TOILET - I	8'1" X 6'7"
BED ROOM - II	15'0" X 11'2"
TOILET - II	5'8" X 7'6"
BED ROOM - III	8'0" X 9'11"
TOILET - III	6'8" X 5'0"
BALCONY - I	11'7" X 6'6"
BALCONY - II	6'11" X 4'10 1/2"
BALCONY - III	8'0" X 3'8"
LOBBY	5'11" X 3'3"

### TYPICAL UNIT PLAN

SUPER AREA = 1685 SQ. FT.



### KEY PLAN

# NEW DELHI-DWARKA

## DELUXE APARTMENT



ENTRANCE LOBBY	5'3" X 3'11"
DRAWING ROOM	10'10" X 16'5"
DINING ROOM	7'11" X 11'8"
KITCHEN	10'6" X 8'4"
BED ROOM - I	13'10" X 10'4"
TOILET - I	5'4" X 7'4"
BED ROOM - II	12'9" X 10'4"
TOILET - II	5'3" X 7'4"
BED ROOM - III (a)	9'2" X 10'7"
BED ROOM - III (b)	3'4" X 3'11"
TOILET - III	4'11" X 7'5"
BALCONY - I	11'2" X 5'6"
BALCONY - II	9'6" X 3'11"
BALCONY - III	8'0" X 3'6"
LOBBY	5'8" X 3'7"

TYPICAL UNIT PLAN

SUPER AREA = 1485 SQ. FT.



KEY PLAN

# NEW DELHI-DWARKA


## MODERN APARTMENT



ENTERENCE LOBBY	5'3" X 3'11"
DRAWING ROOM	10'10" X 16'5"
DINING ROOM	8'3" X 10'10"
KITCHEN	9'10" X 6'11"
BED ROOM -I	10'10" X 13'7"
TOILET -I	7'6" X 5'11"
BED ROOM -II	9'10" X 10'10"
TOILET -II	6'5" X 7'6"
BALCONY -I	9'0" X 4'2"
BALCONY -II	6'9" X 3'11"
LOBBY	8'1" X 2'11"

### TYPICAL UNIT PLAN

SUPER AREA = 1044 SQ. FT.




### KEY PLAN

# NEW DELHI-DWARKA

## SMALL FAMILY APARTMENT



ENTRANCE LOBBY	3'6" X 8'3"
DRAWING / DINING	16'2" X 10'4"
KITCHEN	8'2" X 6'11"
BED ROOM - I	9'10" X 10'9"
TOILET - I	7'2" X 4'11"
BED ROOM - II	10'4" X 10'4"
TOILET - II	4'11" X 7'9"
BALCONY - I	8'8" X 3'1"
BALCONY - II	8'9" X 3'11"
LOBBY	5'4" X 2'11"



### TYPICAL UNIT PLAN

SUPER AREA = 874 SQ. FT.



### KEY PLAN